



0800 VANDA NZ
(0800 826 326)
Sales@vanda.co.nz
www.vanda.co.nz



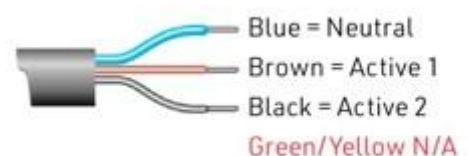
Somfy Sonesse 40 WT 3/30



Specification	Details
Item Number/Code	VA.SMFY.1010 #1002089
Head Colour	Black
Motor Length	481mm
Minimum Blind Width	556mm
Maximum Linked Blind Size	12.6 m ²
Lifting Capacity	9 kg
Nominal Torque	3.0 Nm
Nominal Speed	30 RPM
Limit Switch Type	Mechanical
Index Protection Rating	IP 44 (for indoor use only)
Sound Level	42 dBa (at nominal speed)
Power Supply	207V – 253V
Power Consumption	95W
Thermal Time	4 Minutes
Control Options	AC Switching, Automation System

Somfy LS/Sonesse 40 WT Motor (Wired Technology) wiring:

- Use 3 of 4 core Universal (#9015792/805/806) Molex (NO EARTH)



WT motors CAN NOT be parallel wired, and each motor will need to be wired separately up to an isolated switch (NO dual switching) and then wired to the motor's Molex power cable. We only supply motors and Molex, and your electrician will need to connect the Molex to your control system

Sonesse 40 WT
PRODUCT SPECIFICATIONS



The precise motor designed for acoustic comfort

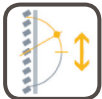
PRODUCT MAIN FUNCTIONALITIES



**Designed
for silence**



Round head
for reduced
dimensions.




**Slats
tilting**

Somfy +

Quiet operation

RECOMMENDED TO SET WITH:

Universal test lead
(ref. 9015971)



somfy

Sonesse 40 WT

PRODUCT SPECIFICATIONS



BENEFITS FOR PROFESSIONALS

Easy Integration

- Suitable for tubes diameter 40 mm or more (internal diameter)
- Available with inline connector for ease of programming

Setting Limits

- Up and down end limits set by universal test lead
- Progressive adjustment limit setting

COMPATIBLE END-PRODUCTS



Roller blinds

Roman blinds

Projection screens

Pleated and cellular*

Sheer

Venetian*

Zebra

* UsingCTS40

TECHNICAL DATA


Thermal Time	4 minutes
Supply	AC
Index protection rating	IP 44
Limit switch unit	Mechanical
Limit switch capacity	40 turns
Temperature working range	0°C to +60°C
Electric insulation	Class II

PERFORMANCES

	3/30	6/20	9/12
Nominal Voltage	230V / 50Hz		
Torque (Nm)	3	6	9
Speed (rpm)	30	20	12
Rated Current (A)	0.44	0.55	0.55
Sound Level (dBA)*	42	45	40
Item Number	1001547	1001550	1001551
Item Number with inline connector	1002089	1002090	1002156

* Power Level (measurement between 20 to 30 degrees Celcius) in dB(A) ref 1pW, motor is at max. sound level when ascending

230 V



Blue = Neutral

Brown = Active 1

Black = Active 2

DIMENSIONS

L (mm)	462	494	494
--------	-----	-----	-----

